



Migrating SAS Grid to the AWS Cloud

AWS Prescriptive Guidance



AWS Prescriptive Guidance: Migrating SAS Grid to the AWS Cloud

Copyright © 2026 Amazon Web Services, Inc. and/or its affiliates. All rights reserved.

Amazon's trademarks and trade dress may not be used in connection with any product or service that is not Amazon's, in any manner that is likely to cause confusion among customers, or in any manner that disparages or discredits Amazon. All other trademarks not owned by Amazon are the property of their respective owners, who may or may not be affiliated with, connected to, or sponsored by Amazon.

Table of Contents

Introduction	1
SAS Grid migration at a glance	1
Assumptions and prerequisites	4
Migration requirements	4
Knowledge requirements	4
Additional SAS considerations	5
Cost and licensing	6
SAS licenses	6
Cost estimates for AWS services	7
Workload sizing	8
Architecture	9
SAS infrastructure	9
Considerations for SAS on AWS	12
SAS background	12
SAS shared file system (required for SAS Grid)	13
SAS Grid server tier instance types	13
SAS Grid middle tier and metadata server tier instance types	14
High availability and disaster recovery for SAS Grid	15
Target architecture	15
Automation and tooling	18
High-level migration steps	20
Roles and responsibilities	21
Prepare – Discovery and assessment	22
Prepare current SAS Grid workload assessment	22
Prepare SAS security assessment	22
Prepare SAS Grid migration assessment	23
Set up a new AWS environment (for new AWS users only)	23
Deploy – SAS software on AWS	25
Migrate – SAS content to AWS	26
Migrate Active Directory identities	26
Migrate Linux files, directories, and permissions	26
Migrate SAS metadata	26
Perform post-migration validation and acceptance testing	27
Migrating data associated with SAS	28

Onboarding new customers	29
Additional resources	30
SAS papers	30
SAS documentation	30
AWS documentation and resources	30
Document history	31

Migrating SAS Grid to the AWS Cloud

Battulga Purevragchaa, Amazon Web Services

This guide provides prescriptive steps to streamline the migration of SAS Grid software to Amazon Web Services (AWS).

SAS customers migrate their applications from on-premises data centers to AWS to gain access to cloud-based data lakes and data warehouses. Their goals are to increase the agility, security, and reliability of their applications, to lower costs, and to improve data analytics capabilities. Moving a SAS software deployment to a new location is a multi-step process that involves tasks that must be identified, planned, implemented, and tested.

This guide is intended for organizations that want to rehost or replatform their current SAS Grid installations from on premises or privately hosted environments to AWS. This migration enables organizations to evolve analytics capabilities, minimize rehosting or replatforming risks, and standardize governance and management of the statistical computing environment on AWS. The target audience is IT professionals who have both SAS and AWS expertise.

SAS Grid migration at a glance

Workload	Source workload	<ul style="list-style-type: none">• SAS Grid Manager for Platform• SAS Grid Manager
	Source environment	<ul style="list-style-type: none">• Unix, Linux• On-premises/co-location/non-AWS environment
	Destination workload	<ul style="list-style-type: none">• SAS Grid Manager• Deployment: SAS Intelligence Platform software on a multi-machine host
	Destination environment	<ul style="list-style-type: none">• AWS• Operating model: customer/MSP (ISV)

Migration	Migration strategy (7 Rs)	Rehost/replatform
	Is this an upgrade in workload version?	No
	Is the source workload different from the ISV workload?	No
Cost	Migration duration	Varies by customer
	Cost of running ISV workload on AWS	Cost and licensing
	Cost of running ISV associated workload that is being migrated to AWS	No
Assumptions and prerequisites	System limitations (minimum/maximum requirements)	SAS System Requirements
	Service-level agreements (SLAs)	SAS Technical Support Services and Policies
	Recovery time objective (RTO)	SAS 9.4 Disaster Recovery Policy
	Recovery point objective (RPO)	SAS 9.4 Disaster Recovery Policy
	Licensing and operating model for the target AWS account	<ul style="list-style-type: none"> • Bring Your Own License (BYOL) • Managed services
	Migration tooling	<ul style="list-style-type: none"> • SAS Migration Utility • AWS Database Migration Service (AWS DMS)

	AWS services used	<ul style="list-style-type: none">• Amazon Elastic Compute Cloud (Amazon EC2)• FSx for Lustre• Amazon Simple Storage Service (Amazon S3)• Amazon Virtual Private Cloud (Amazon VPC)<ul style="list-style-type: none">• NAT gateway• Internet gateway• Amazon EC2 Auto Scaling• AWS Identity and Access Management (IAM)
	Benchmarks	Contact the SAS Enterprise Excellence Center for benchmark information relevant to your site.
Compliance	Security and compliance requirements	SAS 9.4 Intelligence Platform: Security Administration Guide
	Other compliance certifications	SAS Governance and Compliance Manager

Assumptions and prerequisites

To migrate SAS Grid to AWS, you must meet the assumptions and requirements discussed in this section. The migration of SAS software may require expert skills in SAS administration, system administration, and AWS administration. If you need help with determining the scope of migration for your SAS Grid environment, we recommend that you contact SAS professional services for the following assessments:

- Current SAS Grid workload assessment
- Security assessment
- SAS Grid migration assessment
- SAS Grid migration advisory service

Migration requirements

The physical topology of source and target systems must be equivalent, including host machines and their roles, with the expectation that RAM, CPU, and disk volume/throughput will compare similarly. Also, source and target operating systems must be in the same family. For SAS installation prerequisites, see [SAS system requirements](#) on the SAS website.

- Source and target systems must be SAS 9.2 or later.
- Data, files, and other content that isn't migrated automatically must be migrated manually.
- This workload migration doesn't include original data providers. Rehosting original data on AWS, especially in a different data provider technology, requires additional effort.
- For SAS Bring Your Own License (BYOL) migration, you must establish and maintain the AWS environment.

Knowledge requirements

A solid understanding of the SAS system and the components of SAS infrastructure is required to optimize your SAS Grid environment on AWS. Considerations such as storage service, server instance types, networking performance, high availability, and disaster recovery affect the architecture design of your SAS environment on AWS.

Additional SAS considerations

- SAS infrastructure sizing and architecture must be created based on:
 - Instance types
 - Ephemeral, persistent, and shared storage types
 - A shared file system for SAS Grid Manager
 - Placement of SAS Permanent Data File Space (SASDATA) and temporary file spaces: SAS Working Data File Space (SASWORK) and SAS Utility Data File space (UTILLOC)
- SAS software licensing metrics are the same for SAS software cloud and on-premises deployments.
- Cloud administration, security, and monitoring are the responsibility of users, unless the environment has been contracted by SAS as part of a remotely managed environment.
- SAS software can be scaled, but you must be careful to comply with licensing agreements.
- In most cases, scaling a SAS infrastructure results in an outage of service during the process.
- High availability, disaster recovery, and backup and restoration are as important in SAS software cloud deployments as they are in SAS software on-premises deployments.
- Local laws and privacy regulations might affect the data you store in the cloud. For example, certain geographies might restrict the storage and processing of data in a cloud location out of country or state.
- The cost of a cloud infrastructure is a core consideration.

Cost and licensing

At a high level, the cost of migrating a SAS workload to AWS assumes establishing a new environment on AWS. The cost includes accounting for personnel time and effort as well as provisioning computing resources and licensing software for the new environment.

SAS licenses

Selecting the appropriate size instance type for the SAS license is an important consideration. In general, SAS licensing is based on the number of physical CPUs on the host machine(s). In comparison, AWS typically specifies the number of virtual CPUs (vCPUs, or hyperthreading) for its instance types. As a rule, for the target destination, select an Amazon Elastic Compute Cloud (Amazon EC2) instance that has **twice the number of vCPUs** as compared to the physical CPUs in the source environment. See [Optimizing CPU options](#) in the Amazon EC2 documentation for more information about optimizing vCPU-based licensing costs.

Another consideration is the cost of running two environments (source and target) at the same time, while getting the value of only one environment. SAS offers two policies to help reduce the cost of migration efforts like this, depending on the exact circumstances involved: policy for upgrading SAS software, and policy for testing new hardware.

Policy	Description	Duration
Upgrading SAS software	<p>SAS allows all customers who are upgrading to a new production release to run two parallel copies of the licensed software (the old release and the new release) for 180 days (6 months) at no additional charge.</p> <p>For metered offerings, customers can run two parallel copies of the licensed software, but both will be metered for billing purposes.</p>	180 days

Testing new hardware

The following scenarios are covered by SAS evaluation paperwork and are offered free of charge for a limited test period. The standard test period for each scenario is 30 days.

30 days

- Testing new hardware before upgrading production machines and production systems to the new hardware configuration; performing parallel processing.
- Testing new operating systems before converting from one operating system to another in a production environment; performing parallel processing.

Note

Test machines are defined as hardware the customer is responsible for that is used to run SAS software in an evaluation environment to verify quality and accuracy of data output.

Contact your SAS account representative for more information specific to your site and license.

Cost estimates for AWS services

[AWS Pricing Calculator](#) is an online tool that helps you estimate the monthly cost of AWS services for your use case, based on your expected usage. The Pricing Calculator is continuously updated with the latest pricing for all AWS services in all Regions. The calculator includes support for most AWS services. You can include additional costs such as data ingress/egress charges, data storage

charges, and retrieval fees. You can also select Amazon EC2 with various pricing models such as On-Demand, Dedicated, and Reserved Instances. We recommend that you use Pricing Calculator to estimate your monthly AWS bill more efficiently.

Note

Evaluate the ratio of vCPU to I/O bandwidth and vCPU to ephemeral storage per AWS instance type. Choose the instance that provides the best ratio of those two factors for your SAS Grid processing computing needs.

Workload sizing

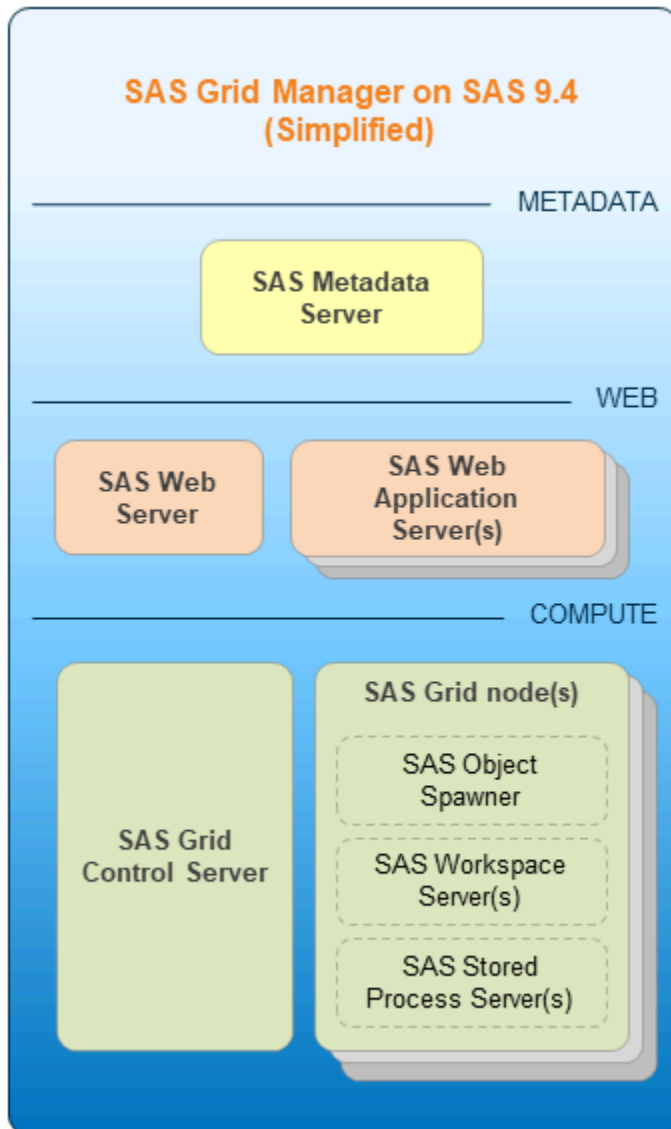
- [Small](#) – SAS Grid without high availability in a single Availability Zone
2x SAS Grid (i3en.6xlarge instance), 1x Metadata Server, 1x Web Server
- [Medium](#) – SAS Grid with high availability in a single Availability Zone
4x SAS Grid (i3en.12xlarge instance), 3x Metadata Server, 2x Web Server
- [Large](#) – SAS Grid with high availability in a single Availability Zone
8x SAS Grid (i3en.12xlarge instance), 3x Metadata Server, 2x Web Server

Architecture

Building the appropriate SAS Grid architecture is a critical step to ensure that migration and performance will meet your users' expectations. For your migration effort to meet this guide's assumptions, the target environment for SAS Grid Manager on AWS must be an equivalent match in terms of operating system and software versions as well as major machine specifications.

SAS infrastructure

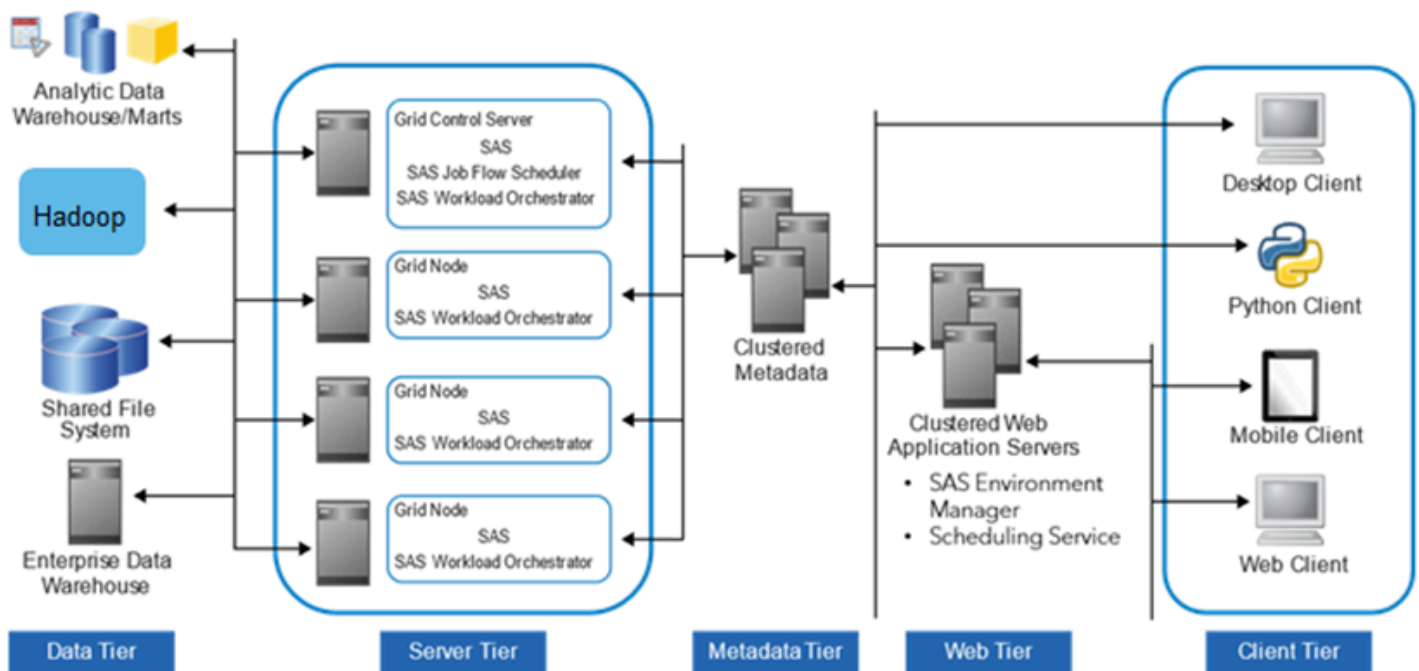
The following diagram shows the infrastructure components of SAS Grid Manager. The illustration is simplified to highlight major components that provide end-user functionality or that must be considered when planning resource allocations for processing, memory, network, and I/O.



- **SAS Metadata Server** is the central hub of SAS Grid that client, server, and intermediate software components rely on. It provides information regarding software processes, manages user authentication and authorization to resources, and maintains user content.
- **SAS Web Server** hosts static collateral and also acts as a reverse proxy, providing a single point of contact to the web apps in their Java Virtual Machines (JVMs).
- **SAS Web Application Servers** host the various web apps for end-user access and operation, including SAS Studio, SAS Environment Manager, and others.
- SAS offers compute server processes that are specialized for their respective clients:
 - **SAS Object Spawner** initiates new SAS Integrated Object Model (IOM) processes.

- **SAS Workspace Server** provides each user with a dedicated analytics environment for clients like SAS Enterprise Guide and SAS Studio.
- **SAS Stored Process Server** acts a persistent analytics engine for predefined tasks (stored processes).
- **SAS Grid Control Server** distributes jobs to one or more compute nodes on the grid. A grid control server can also do work allocated to the grid.
- **SAS Grid nodes** run a portion of the work allocated to the grid.

The following architecture diagram shows how the tiers or infrastructure components interact.



Note

The five tiers represent categories of software that perform similar types of computing tasks and require similar types of resources. The tiers **do not necessarily** represent separate computers or groups of computers. For more information about each tier, use the links to the SAS documentation in the following list.

- [Data tier](#) – Stores your enterprise data. You can use all your existing data assets, including data stored in third-party database management systems, SAS tables, enterprise resource planning (ERP) system tables, and AWS-specific storage services such as FSx for Lustre or Amazon S3.
- [Server tier](#) – Performs SAS processing on your enterprise data. Several types of SAS servers are available to handle different workload types and processing intensities. The software distributes processing loads among server resources so that multiple client requests for information can be met without delay.
- [Metadata tier](#) – Client, server, and intermediate software components rely on SAS Metadata Server, which is the central hub of SAS Grid. It provides information regarding software processes, manages user authentication and authorization to access resources, and maintains user content.
- [Web tier](#) – Enables users to access intelligence data and functionality by using a web browser. This tier provides web-based interfaces for report creation and information distribution, and passes analysis and processing requests to the SAS servers.
- [Client tier](#) – Provides users with desktop access to intelligence data and functionality through easy-to-use interfaces. For most information consumers, reporting and analysis tasks can be performed with just a web browser. For more advanced design and analysis tasks, SAS client software is installed on users' desktops. Some support for mobile devices is also provided.

Considerations for SAS on AWS

SAS background

- SAS Permanent Data File Space (SASDATA)
 - Stores persistent data for SAS exploitation and resulting SAS output files
 - Extensively read from, but less extensively written back out
- SAS Working Data File Space (SASWORK)
 - Scratch working space for SAS jobs
 - Used to perform the working storage activity of single-threaded SAS procedures
- SAS Utility Data File Space (UTILLOC)
 - Same type of space as SASWORK for multi-threaded SAS procedures
 - By default, placed as a subdirectory under SASWORK
- Storage does not persist through a reboot or restart of internal solid state (SSD) devices that are striped together in a RAID 0 configuration. We recommend that you use instances with non-

volatile memory express (NVMe) ephemeral devices with high bandwidth, low latency, and sequential I/O. These instances are ideal for temporary SAS data (SASWORK and UTILLOC).

SAS shared file system (required for SAS Grid)

- AWS sets up Lustre file systems with the **rw**, **seclabel**, and **lazystatfs** mount options. These are not the recommended mount options for SAS Grid, so you will have to unmount these FSx for Lustre file systems and remount them with the **flock** parameter.
- Amazon FSx for Lustre supports storage capacity scaling. You can increase the storage capacity of your file system as your data grows, and the file system remains online and available during the scaling operation. For more information, see [Managing storage and throughput capacity](#) in the FSx for Lustre documentation.
- For FSx for Lustre persistent file systems, data is replicated within a single Availability Zone for increased durability. It is not replicated across AWS Availability Zones.
- We recommend that you use the Amazon S3 storage option for use with SAS Grid and FSx for Lustre. For more information, see [Using Data Repositories with FSx for Lustre](#) in the AWS documentation.
- See the [AWS Region table](#) for availability of services across AWS Regions and Availability Zones. Also review [Amazon S3 same-Region replication \(SRR\) or cross-Region replication \(CRR\)](#) for implications of data replication needs for high availability.

SAS Grid server tier instance types

SAS Grid servers need fast CPUs for processing data. We recommend:

- A minimum of 8 GB of physical RAM per physical core, and robust I/O throughput (especially for SASWORK and SAS UTILLOC).
- [I3 instances](#) – Amazon EC2 I3 instances are storage-optimized for high transaction, low latency workloads. These instances include NVMe SSD-based instances that are storage-optimized for high random I/O performance, high sequential read throughput, and high IOPS. Because of the high internal I/O bandwidth from striped NVMe SSD drives for SASWORK and SAS UTILLOC, you should configure your environment to explicitly use the NVMe-based SSD local drives instead of Amazon EBS volumes.
- [I3en instances](#) – This family provides NVMe SSD instances that are storage-optimized on Amazon EC2 with enhanced networking via ENA to achieve up to 100 Gbps of network bandwidth.

- [M5n instances](#) – The M5 family provides a balance of compute, memory and networking. M5n instances are ideal for applications that require improved network throughput and packet rate performance.
- SAS workloads can be characterized as predominately large, sequential I/O requests with high volumes of data. We recommend that you predetermine your SAS usage patterns. This will guide the optimal architecture and setup of the individual underlying file systems and their respective physical I/O provisioning.
 - Query, reporting, and light statistical jobs usually perform well with an I/O rate of 100 MiB per second per physical CPU core.
 - Advanced analytics and heavy statistical jobs might require up to 150 MiB per second per physical CPU core.
 - Overall, we recommend a minimum I/O throughput rate of 100-125 MiB per second per physical CPU core.

Note

Instance types listed were current as of the original publication. Newer generations are now available that may offer improved performance and cost efficiency. **I4i instances** (newer than I3) can provide better I/O performance. **M7i instances** (newer than M5n) can provide enhanced compute performance. Evaluate these newer instance types for your SAS Grid workload requirements.

SAS Grid middle tier and metadata server tier instance types

These servers do not require computing-intensive resources or robust I/O throughput. They do require access to more memory than the SAS computing tiers. We recommend:

- A minimum of 24 GB of physical RAM or 8 GB of physical RAM per physical core, whichever is larger.
- [R5 or R5d instances](#) – These instances are suitable for memory-intensive applications such as in-memory caches, mid-size in-memory databases, and real-time big data analytics.

Note

Instance types listed were current as of the original publication. Newer generations are now available that may offer improved performance and cost efficiency. **R7i instances** (newer than R5/R5d) can improve memory bandwidth. Evaluate these newer instance types for your SAS Grid workload requirements.

High availability and disaster recovery for SAS Grid

Disaster recovery planning is important for any critical business system, including production systems that are running the SAS Intelligence Platform and SAS solutions.

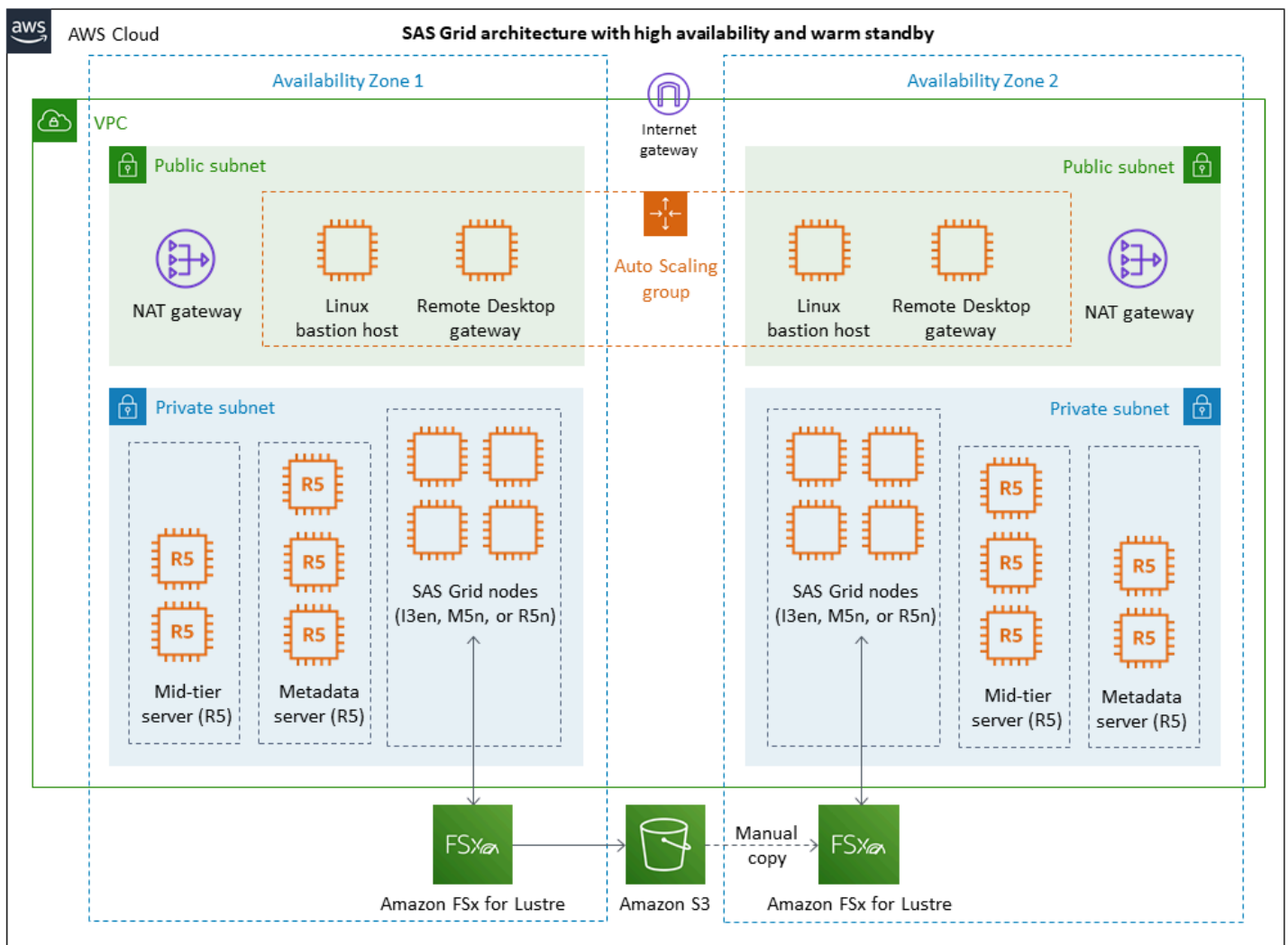
Disaster recovery is not the same as high availability. Although both concepts are related to business continuity, high availability is about providing uninterrupted continuity of operations. In contrast, disaster recovery involves some amount of downtime, typically measured in hours or days.

Use [AWS Backup](#) for centralized backup management of FSx for Lustre file systems, Amazon EBS volumes, and Amazon RDS databases. AWS Backup supports automated backup policies, lifecycle management, and cross-Region copy for disaster recovery scenarios.

Target architecture

Although you can choose the appropriate instance types for your specific workload needs, for SAS Grid Manager on SAS 9.4, SAS recommends [Amazon EC2 I3en instances](#). We also recommend using [Amazon VPC](#), which provides increased isolation control, customization, and security.

The following diagram shows SAS Grid on AWS with data, metadata, middle tier, and server tiers. This high-availability architecture is deployed on two Availability Zones for an active-active disaster recovery failover strategy.



This architecture includes the following components:

- [Virtual private cloud \(VPC\)](#) – A virtual network dedicated to your AWS account. This is logically isolated from other virtual networks in the AWS Cloud. You can also create a hardware virtual private network (VPN) connection between your corporate data center and your VPC, and use the AWS Cloud as an extension of your corporate data center. The VPC is configured with two Availability Zones, public subnets, and private subnets to provide the network infrastructure for SAS Grid on AWS.
- [Internet gateway](#) – This gateway is attached to your VPC. By default, it comes with a security group that allows **no inbound** traffic and **all outbound** traffic to the internet.
- [NAT gateway](#) – The network address translation (NAT) gateways enable instances in private subnets to connect to the internet.

- VPC endpoints – Gateway endpoints for Amazon S3 and DynamoDB eliminate NAT Gateway data transfer costs for these services. Interface endpoints for AWS Systems Manager, CloudWatch, and the Amazon EC2 API help keep management traffic on the AWS network, improving security and reducing costs.
- Linux bastion host – Provides secure access to Linux instances located in the private and public subnets of your VPC.

Note

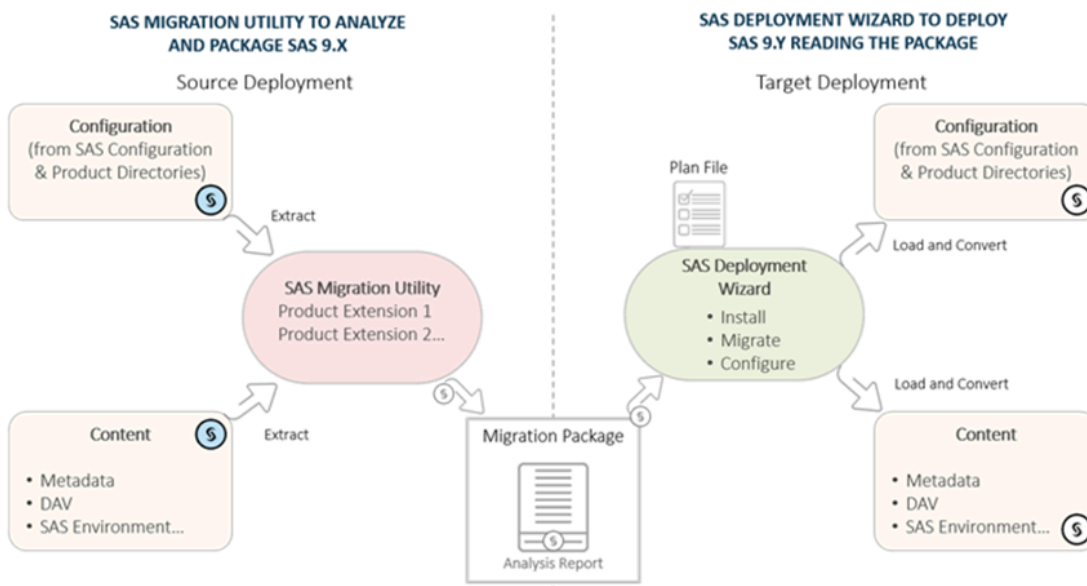
While bastion hosts are included for traditional access patterns, consider [AWS Systems Manager Session Manager](#) to eliminate bastion hosts entirely. This reduces your attack surface, eliminates the need to manage SSH keys, and provides centralized audit logging of all access sessions.

- Remote Desktop gateway – Provides remote administration. This gateway uses remote desktop protocol (RDP) over HTTPS to establish a secure, encrypted connection between remote users on the internet and Windows-based EC2 instances.
- [Amazon EC2 Auto Scaling](#) – Ensures that the number of bastion hosts and Remote Desktop gateway instances always matches the capacity you specify during launch.
- [FSx for Lustre](#) – Integrates with Amazon S3 and makes it easy to process cloud datasets using the Lustre high-performance file system.
- [Amazon S3](#) – Enables you to store and retrieve any amount of data at any time, from anywhere on the web.

Automation and tooling

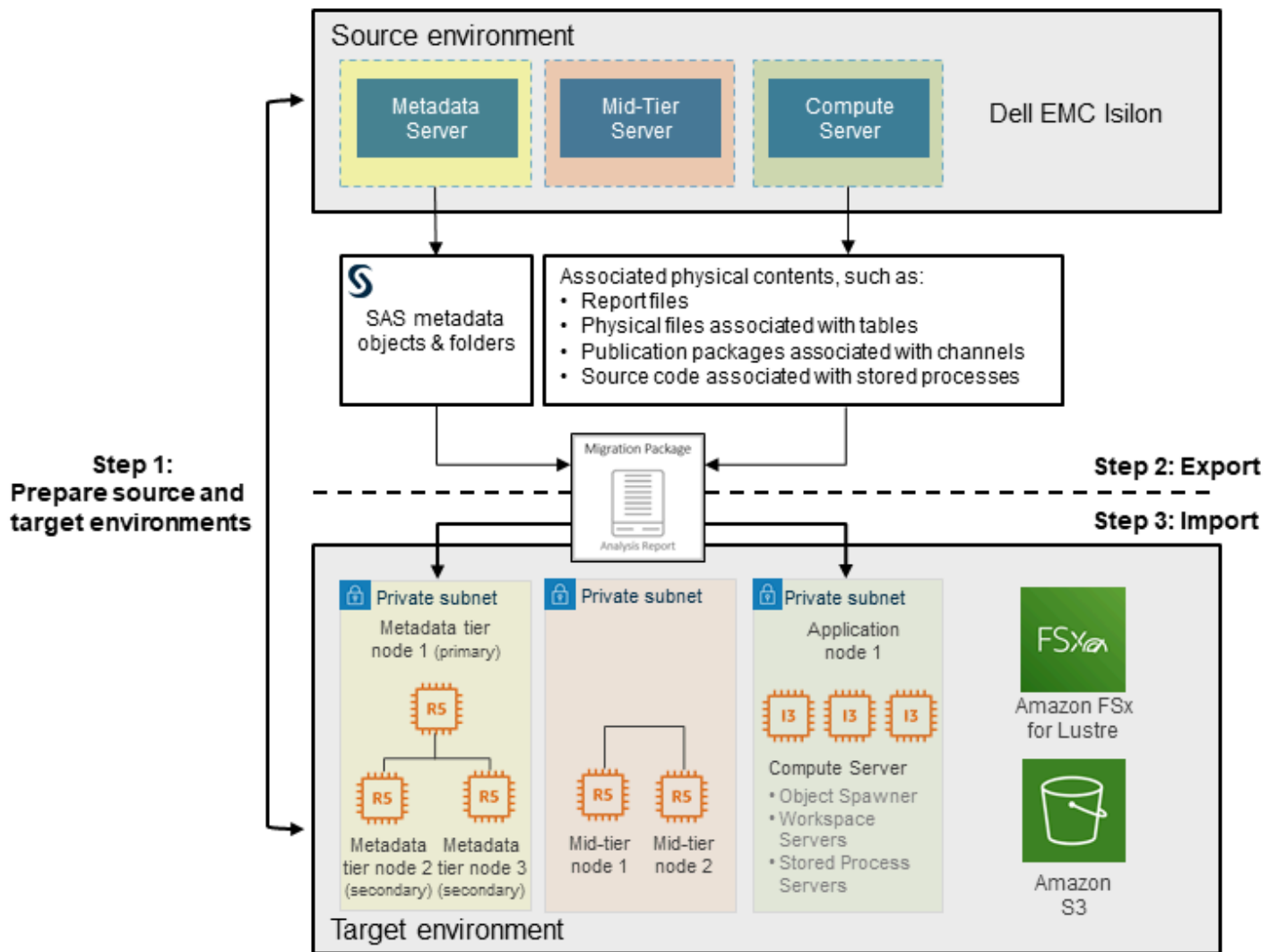
Matching source and target topologies simplifies many variables that can affect migration efforts. In addition, matching topologies is a requirement for using the SAS Migration Utility. This tool assumes that every host machine, directory, and network component in the source environment will map one-to-one to its equivalent in the target environment.

You use the SAS Migration Utility to analyze and package your source environment. As the following diagram shows, the resulting package file is copied to the target system you have provisioned on AWS. It is then processed by the SAS Deployment Wizard as part of the initial SAS Enterprise BI Server software deployment on AWS.



The SAS Migration Utility is useful for migrating SAS metadata content and certain associated files stored in the configuration directory. The bulk of the physical files (SAS data sets, programs, external files, and so on) aren't part of the SAS Migration Utility process and have to be copied over to the target environment separately. To copy these physical files over, we recommend that you explore the use of [AWS DataSync](#).

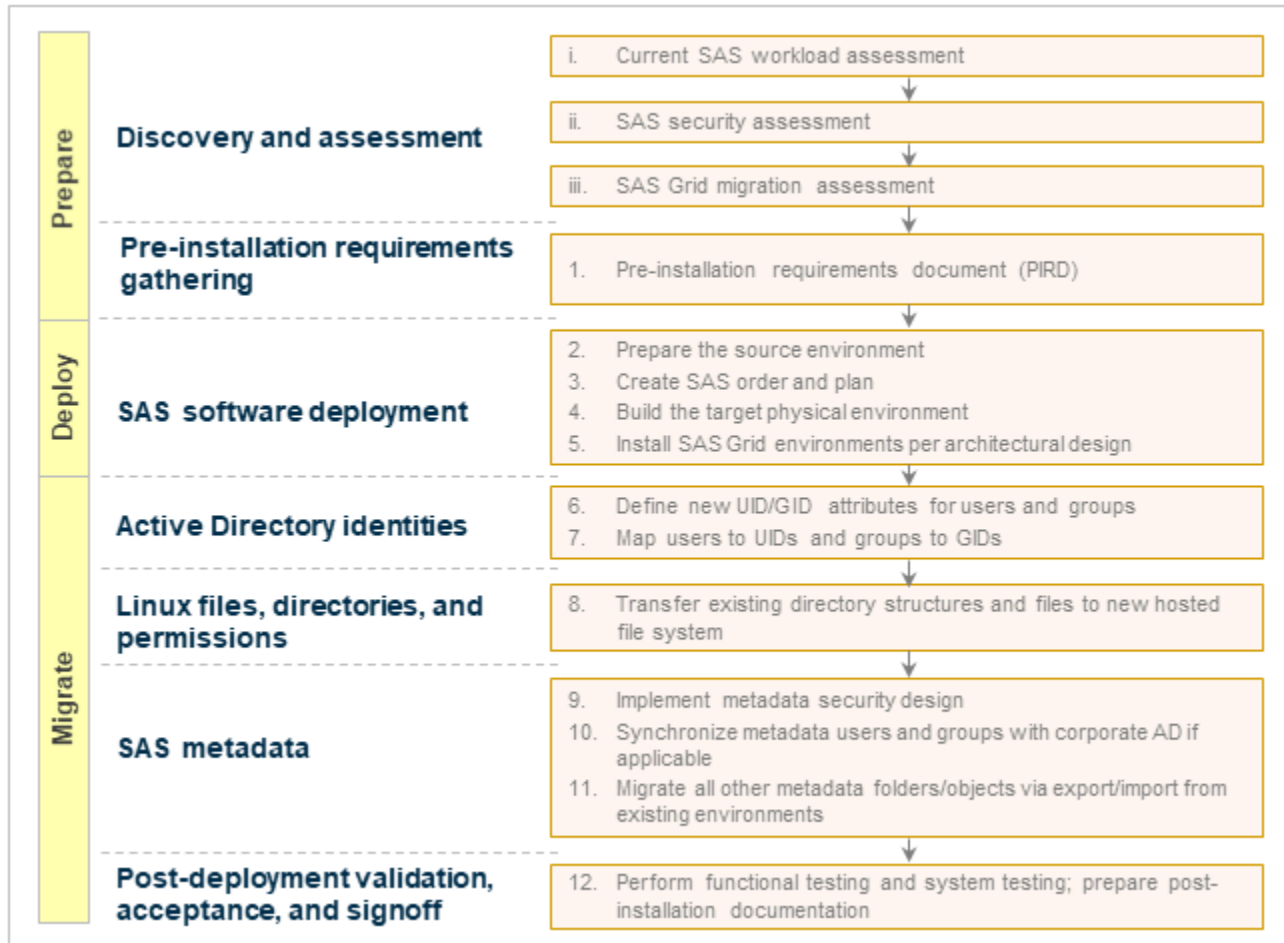
After the majority of SAS content has been migrated to the new target system on AWS, you perform validation testing. Before you cut over to your production environment on AWS, you can perform one final promotion of any content that has been added or changed since the last migration.



For additional details on the SAS Migration Utility, see the [SAS 9.4 Intelligence Platform Migration Guide](#) on the SAS website.

High-level migration steps

The following table describes the steps for migrating SAS Grid to AWS, organized by epics and stories. These classifications are used in agile methodologies to help you scope and manage your work. Each epic is described in detail in subsequent sections.



Roles and responsibilities

The SAS Grid migration process involves the following roles and expertise.

Role	Responsibilities
SAS SME or consultant	<ul style="list-style-type: none">• Provide SAS installation, technical architecture, security, and migration expertise.
AWS architect	<ul style="list-style-type: none">• Advise and provision AWS services and infrastructure resources.• Establish AWS Identity and Access Management (IAM) roles for users and groups.• Provide security administration for all provisioned AWS services.

Prepare – Discovery and assessment

Prepare current SAS Grid workload assessment

- Goal: Capture the infrastructure requirements for SAS Grid on AWS.
- Tasks:
 - Gather RHEL performance information by running the [gather_info.sh script](#) on every system in the SAS infrastructure.
 - Test throughput for your SAS file systems by running the [rhel_iotest.sh script](#).
 - Use the [nmon command](#) to monitor the performance of SAS on a Linux system.
 - Run **nmon** for several days for an average to above-average workload.
 - Collect data every 5 minutes for 24 hours.
 - Return all logs and files to SAS for analysis.
 - Analyze current utilization patterns and present infrastructure estimate in AWS.
- Skills/roles: SAS consultant, SAS technical support, SAS Performance Lab

Prepare SAS security assessment

- Goal: Gather requirements to create SAS security design documentation.
- Tasks:
 - Gather requirements:
 - Define functional security requirements for the SAS environment.
 - Determine whether compliance to an external standard is required.
 - Define user personas such as administrators, analysts, and report viewers.
 - Define organizational hierarchy, and determine how content will be organized and secured.
 - Document SAS security design, including:
 - Metadata authorization model, which defines groups, roles, folders, server metadata, and access control templates.
 - File system security design, which identifies high-level, key SAS directories; the location, ownership, and permissions of those directories; and special files in those directories.

- SAS security design specification document.
- Skills/roles: SAS consultant

Prepare SAS Grid migration assessment

- Goal: Review high-level SAS migration requirements, and use the SAS Migration Utility to analyze your SAS content and validate that it can be migrated successfully.
- Tasks:
 - Review [high-level SAS migration requirements](#).
 - Inventory the source SAS deployment:
 - [Complete a migration utility checklist](#).
 - [Check backups in SAS](#).
 - [Prepare your metadata repositories](#).
 - [Review SAS Migration Utility requirements](#).
 - [Download the SAS Migration Utility](#).
 - [Develop a common SAS Migration Utility properties file](#).
 - [Review product-specific SAS Migration Utility properties](#).
 - [Create a migration analysis report](#).
 - View and analyze your [migration analysis report](#) and [migration log](#).
- Skills/roles: SAS consultant

Set up a new AWS environment (for new AWS users only)

- Goal: If you're a SAS customer who is new to AWS, you can use [AWS Control Tower](#) to set up a base environment. To migrate SAS Grid to AWS, you must add a VPC to your existing environment at a minimum.
- Tasks:
 - Use AWS Control Tower to set up a well-architected, multi-account environment that is based on security, compliance, and other AWS best practices. You could work within a single account. However, as your environment grows, it will be easier to manage it through a multi-account infrastructure.
 - When the new AWS environment is set up, configure authentication:

- For Windows servers, use [AWS Directory Service](#) or [Active Directory Connector](#) to connect to your existing on-premises Microsoft Active Directory. For added security, use multi-factor authentication (MFA). For more information about using AD Connector with MFA, see [Enable MFA for AD Connector](#) in the Directory Service documentation.
- For Linux instances, you can use Directory Service with certain EC2 Linux instances. For details, see [Manually Join a Linux Instance](#) in the Directory Service documentation.
- If on-premises access required, see [Access to an on-premises network](#) in the AWS Client VPN documentation.
- Skills/roles: AWS architect

Deploy – SAS software on AWS

- Goal: Install and configure SAS software on AWS. For more information, see [Installing SAS 9.4 and Migrating Your SAS Content](#) in the SAS documentation.
- Tasks:
 - Prepare the source environment.
 - Create an SAS order and plan.
 - Build the target physical environment.
 - Install the SAS Grid environments in accordance with your architectural design.
- Skills/roles: SAS consultant

Migrate – SAS content to AWS

Migrate Active Directory identities

- Goal: Define user IDs (UIDs) and group IDs (GIDs), and configure mapping.
- Tasks:
 - Define new UID/GID attributes for users and groups.
 - Map users to UIDs and security groups to GIDs.
- Skills/roles: SAS consultant

Migrate Linux files, directories, and permissions

- Goal: Transfer Linux files and directories, while maintaining the directory structure on AWS.
- Tasks:
 - Transfer your existing directory structures and files to the file system on AWS. (For example, you can use [FSx for Lustre](#).)
 - Make sure that the directory structure and file paths are consistent in the source and target environments to minimize code changes.
- Skills/roles: SAS consultant

Migrate SAS metadata

- Goal: Implement metadata security design and synchronize SAS metadata content.
- Tasks:
 - Implement SAS metadata security design on AWS.
 - Synchronize users and groups from your existing corporate Active Directory, where appropriate, based on the security design.
 - Migrate all other SAS metadata folders and objects via export/import from your existing environment.
- Skills/roles: SAS consultant

Perform post-migration validation and acceptance testing

- Goal: Perform functional and system testing, sign off on the migration, and create post-migration reports. For details, see [Performing Post-Migration Tasks](#) in the SAS documentation.
- Tasks:
 - Perform functional testing of the SAS application on AWS.
 - Perform system testing of SAS applications on AWS.
 - Prepare post-installation documentation.
- Skills/roles: SAS consultant

Migrating data associated with SAS

We recommend that you move the data associated with your SAS applications to AWS. This migration has several benefits:

- Gaining access to cloud-based data lakes and data warehouses
- Increased agility, performance, security, and reliability
- Lower costs

AWS offers a wide variety of services and tools to help you migrate your data sets, including SAS files, databases, machine images, block volumes, and even tape backups. The following table provides a list of services that you can use.

AWS service	Description	Role/skills required
AWS DataSync	Copies or replicates file system data to Amazon S3 or Amazon Elastic File System (Amazon EFS).	AWS architect
AWS Transform MGN	Migrates running machine images with their data to Amazon EC2.	AWS architect
Amazon S3 Transfer Acceleration	Enables fast and secure transfers of data to Amazon S3 over long geographic distances.	AWS architect
AWS DMS	Migrates databases to AWS quickly and securely, with minimal downtime.	AWS architect
AWS Snow Family	Physically transports petabytes of data in batches to AWS.	AWS architect

Onboarding new customers

When migration is complete, you'll want to onboard new and existing users to SAS Grid on AWS. This might also involve training for SAS end-users or administrators. We recommend the following tasks:

- SAS Grid administration onboarding and training (if appropriate)
- SAS end-user onboarding and training (if appropriate)
- SAS customer learning portal onboarding (if appropriate)

To explore onboarding options and resources, see the [SAS e-Learning portal](#).

Additional resources

SAS papers

- [Important Performance Considerations When Moving SAS to a Public Cloud](#)
- [Best Practices for Upgrading from SAS 9.1.3 to SAS 9.4](#)
- [Getting the Latest and Greatest from SAS 9.4: Best Practices for Upgrades and Migrations](#)

SAS documentation

- [Grid Computing in SAS 9.4, Fifth Edition](#)
- [SAS 9.4 Intelligence Platform: Overview, Second Edition](#)
- [SAS 9.4 Intelligence Platform: Migration Guide, Second Edition](#)
- [SAS 9.4 Foundation for Linux for x64](#)
- [SAS Studio 3.71](#)
- [SAS Enterprise Guide 8.2](#)

AWS documentation and resources

- [AWS Region Table](#)
- [Cloud Data Migration](#)
- [AWS DMS](#)
- [Amazon EC2](#)
- [Amazon FSx for Lustre](#)
- [IAM](#)
- [Amazon S3](#)
- [Amazon VPC](#)

Document history

The following table describes significant changes to this guide.

Change	Description	Date
Update	Updated AWS service references and Amazon FSx capabilities.	June 22, 2026
Initial publication	—	July 17, 2020